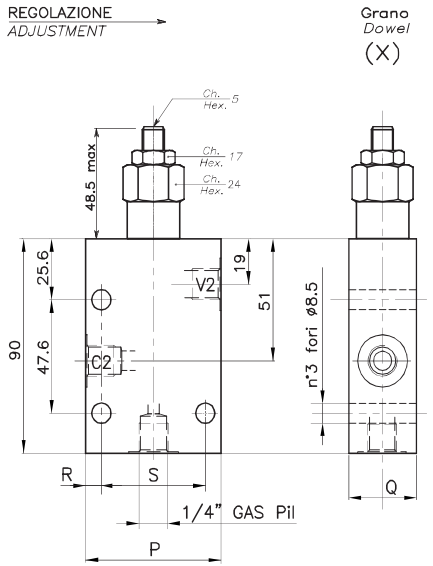

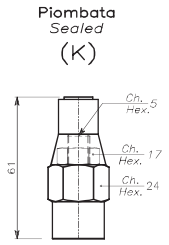

ESEMPIO TIPICO DI CIRCUITO
TYPICAL CIRCUIT EXAMPLE

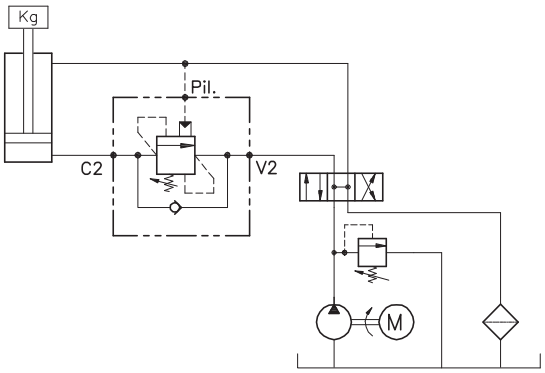

DIMENSIONI
DIMENSIONS

Campo taratura Setting range		P	Q	R	S	Attacchi Port size V2-C2 GAS (BSPP)	Luce nominale Rated size DN	Portata max Max flow-rate l/min - GPM
239	238	60	30	10	40	3/8"	8	40-10
241	240	70	35	10	50	1/2"	10	60-15

CODICE DI ORDINAZIONE
HOW TO ORDER

N01 . 239 . 0 X 0 .A

Campo taratura / Setting range			
239		238	
241		240	
Campo taratura 30÷220 bar (molla colore verde) Setting range 30÷220 bar (green spring)		Campo taratura 60÷350 bar (molla colore giallo) Setting range 60÷350 bar (yellow spring)	
Taratura standard (Q=5 l/1') Std. bar setting (Q=5 l/1') **180 bar**	Incr. press. - bar giro/vite Pressure rise - turn of screw **(50)**	Taratura standard (Q=5 l/1') Std. bar setting (Q=5 l/1') **250 bar**	Incr. press. - bar giro/vite Pressure rise - turn of screw **(90)**

Rapporto di pilotaggio Pilot ratios	
O	4.25 : 1
D	8 : 1

Regolazione Adjustment	
X	Grano - Dowel
K	Piombata - Sealed

Collettore Body	
A	Acciaio zincato Zinc plated steel